

## Using Multiple Subwoofers

When multiple subwoofers are used to reproduce the **same channels**, low frequencies being reproduced by those subwoofers will sum and have an elevated output level in comparison to the main channels. When the low frequency output level is increased by daisy-chaining several subwoofers, the output levels of all subwoofers in the daisy-chain must be adjusted after the AutoCal and AutoPhase procedures are completed.

To setup a daisy-chain of subwoofers, perform following steps:

- Run AutoCal and AutoPhase
- Find the correction level in the Table 15 that corresponds to the number of the subwoofers in the daisy-chain.
- Go into the Acoustic settings editor of each subwoofer, and reduce the level according to the correction provided in the Table 15 and press the Confirm Settings button (at this point it is saved in the setup file).

Table 15. Subwoofer level corrections for daisy-chained subwoofers.

Number of subwoofers in the daisy-chain	Correction (dB)
1	0
2	-6
3	-9
4	-12
5	-14
6	-16

In Figure 42 Autocal has calculated a single subwoofer level to be -4.2dB. Now, if this subwoofer is used as one of a pair of daisy-chained subwoofers, the correction given is -6dB. So, the new subwoofer level value for this subwoofer has to be manually edited and is therefore -10.2dB. Click the Confirm Settings button to accept the change. This completes the setting for this particular subwoofer. Next, go to the other subwoofer in the daisy-chain and perform a similar level correction.

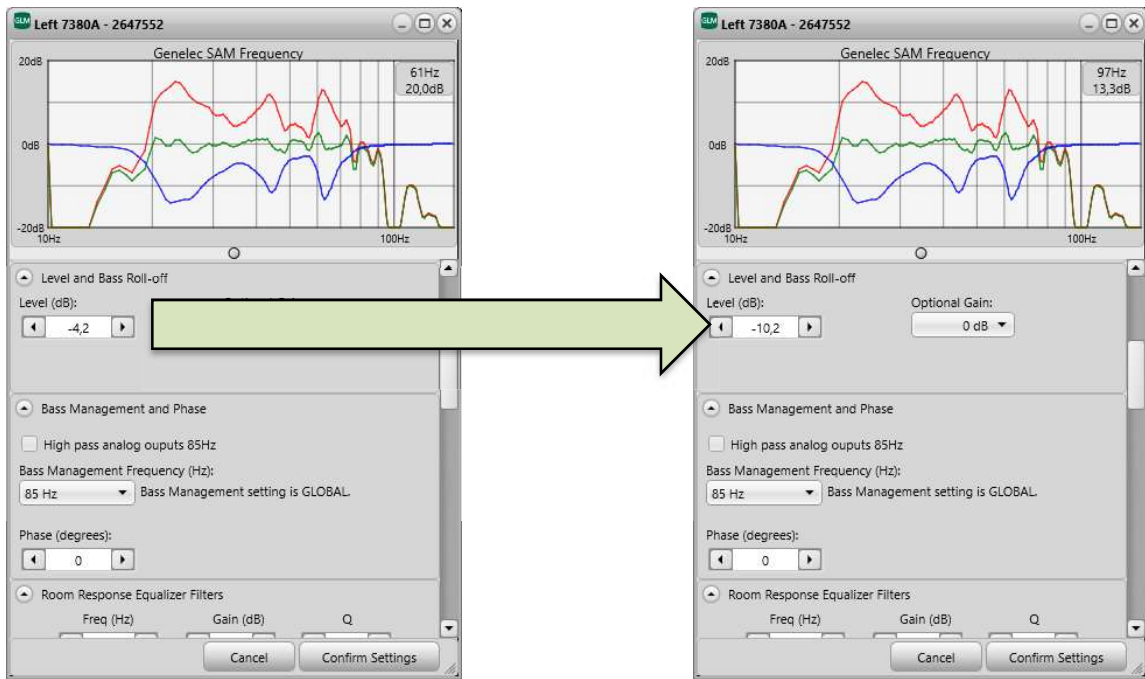


Figure 42. Level correction.

The level correction for subwoofers are only required if those are reproducing same channels. Audio connections for analog signal is show in Figure 43 and for AES/EBU signal in Figure 44. If subwoofers are used so that the left subwoofer only reproducing the left channel and the right subwoofer only reproducing the right channel, level corrections won't be needed.

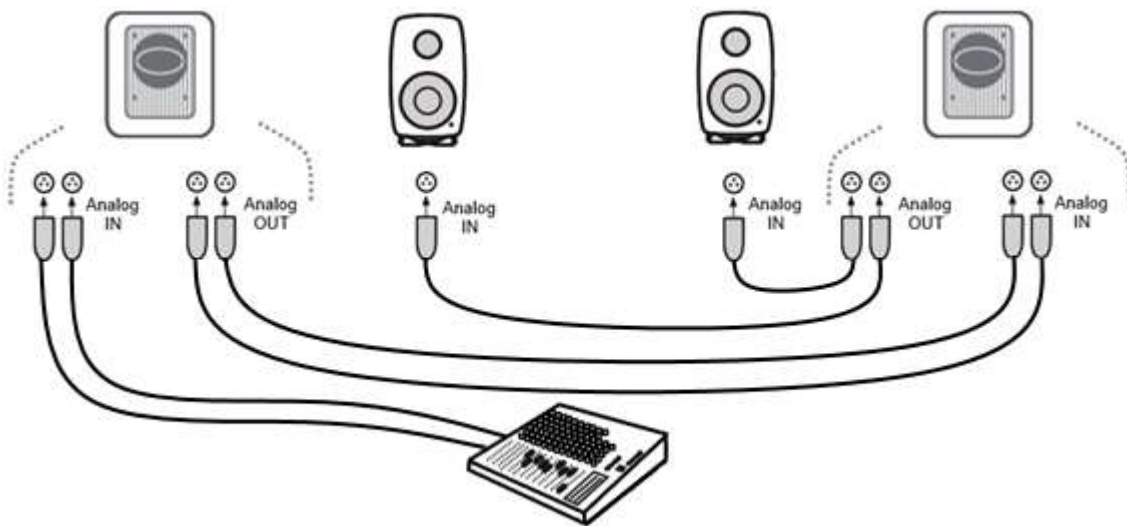


Figure 43. Dual subwoofers with the analogue signal.

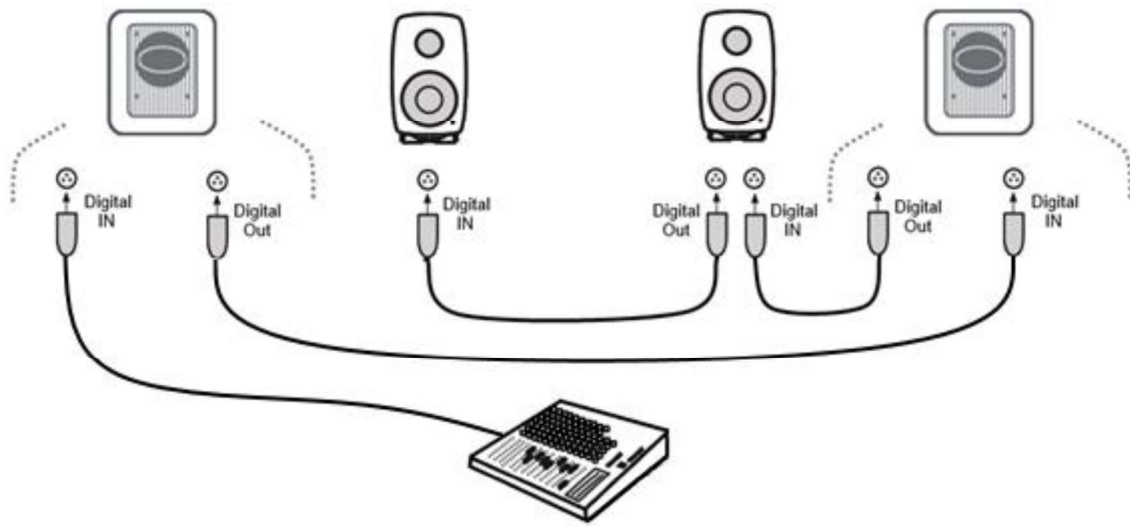


Figure 44. Daul subwoofers with the AES/EBU signal.